


# RIK mV

## 333mV Rogowski Integrator Kit Datasheet



Rogowski Coil and Power supply sold separately

The Accuenergy 333mV Rogowski Integrator (RIK mV) is used to integrate Rogowski coils into any metering device that accepts a 333mV input. Available in one or three channels options, each channel can be adjusted to accept one of seven field configurable CT ratios for added flexibility. The Rogowski Integrator can be used on services up to 60,000A AC.

### Features

- Available in either a three-phase or single-phase & compatible with both 50/60Hz systems
- Seven field-configurable CT ratios: 500A, 1kA, 2.5kA, 5kA, 10kA, 25kA, 50kA
- The rope-style current transformer flexes to fit into tight electrical panels
- The 0-333mV rated output is compatible with any device with a 333mV nominal current transformer input
- 2.5A to 50,000A current sensing range accommodates nearly any application
- CT ratios can be configured independently for each channel



### Specifications

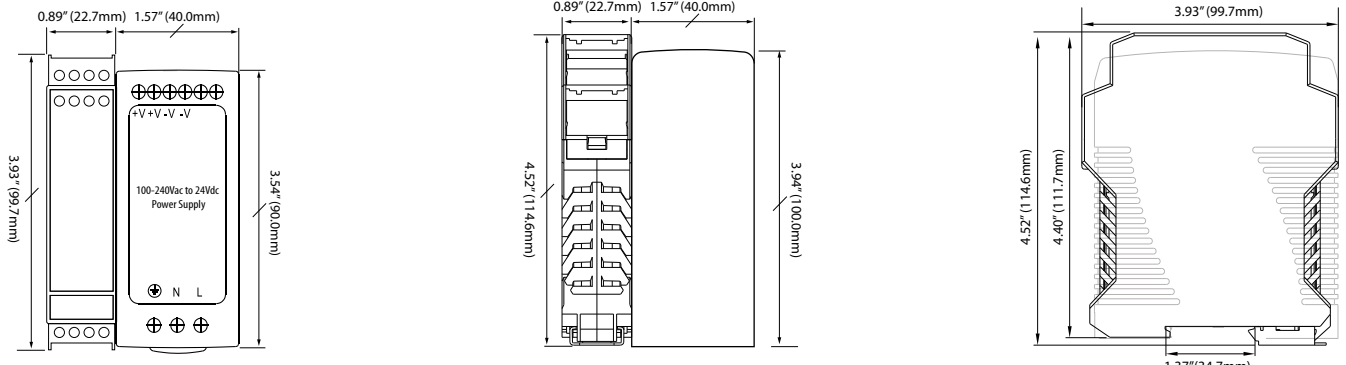
RATED CURRENT	
Current Range	2.5A - 60000A
Sensing Range	500A, 1000A, 2500A, 5000A, 10000A, 25000A, 50000A User Selectable
Integrator Output	0-333mVac
Integrator Accuracy	±1% Full Scale Error
MECHANICAL/ENVIRONMENTAL	
Integrator Kit Size	Single Phase: 62.7mm x 99.7mm x 114.6mm 2.46" x 3.93" x 4.52" Three Phase: 146.3mm x 90.5mm x 100.0mm 5.76" x 3.56" x 3.94"
Input/Output Wire Connection	14 - 30 AWG
Operating Temperature	55°C (131°F) Maximum
Operating Humidity	Non-condensing, 0 to 95% RH
Integrator Enclosure Material	ABS, UL 94V-0
Mounting	DIN TS-35/7.5 or 15 (DIN 43880) or Panel
ELECTRICAL	
Measurement Channels	1 (single-phase) or 3 (three-phase)
Channel Cross Talk	<-60dB
Frequency Range	45Hz to 65Hz
Response Time	<10ms
Burden	1.8VA/channel
Maximum Output Impedance	50mΩ
Power Supply	100-240Vac
Supply Voltage	24Vdc ±5%
Supply Current	40mAdc @ 24Vdc
SAFETY/COMPLIANCE	
Certifications	CE, RoHS, UL Listed (E359521)
ROGOWSKI COIL (Sold Separately)	
Window Size	RCT16-1000 - 106.0mm (4.17") RCT24-1000 - 178.0mm (7.01") RCT36-1000 - 271.0mm (10.67") RCT47-1000 - 369.0mm (14.53")
Length of Coil	RCT16-1000 - 400.0mm (15.75") RCT24-1000 - 600.0mm (23.62") RCT36-1000 - 900.0mm (35.43") RCT47-1000 - 1200.0mm (47.24")
Coil Material	Orange thermoplastic rubber UL 94V-0 rated flame retardant
Lead Wires	1000V UL Style 20940, 26AWG
Wire Polarity	White=Positive, Brown=Negative, Bare=Shield
Phase Orientation	Arrow Points Towards Load

## Integrator's Current Range Settings

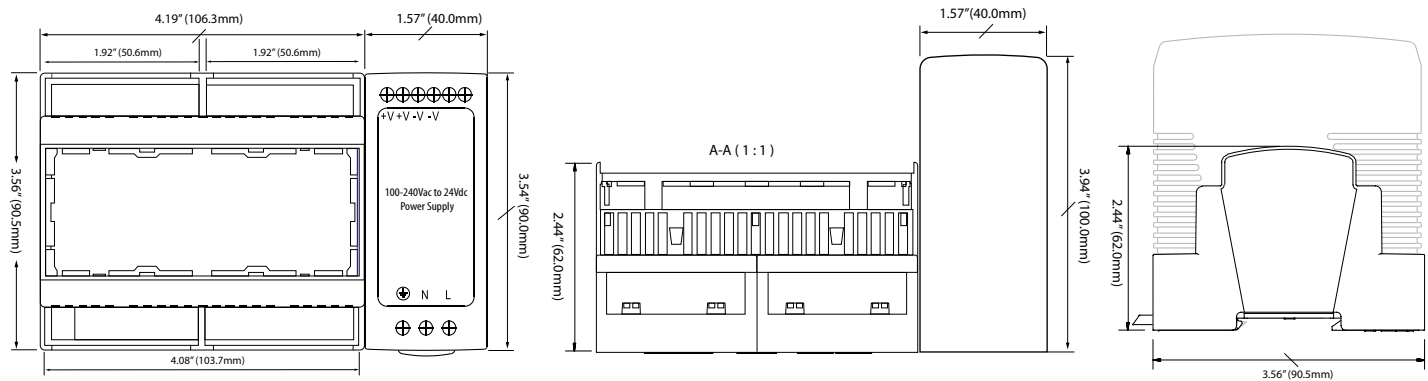
PRIMARY INPUT (A <sub>RMS</sub> )	SENSING RANGE (A)	OUTPUT	CT RATIO
500	2.5 to 600	333mV@500A	500:333
1000	5 to 1200	333mV@1000A	1000:333
2500	12.5 to 3000	333mV@2500A	2500:333
5000	25 to 6000	333mV@5000A	5000:333
10000	50 to 12000	333mV@10000A	10000:333
25000	125 to 30000	333mV@25000A	25000:333
50000	250 to 60000	333mV@50000A	50000:333

## Dimensions

### Single Phase Rogowski Integrator



### 3 Phase Rogowski Integrator



\* Power supply sold separately

## Ordering Information

Integrator	Model	Integrator Output	Channels
<b>Ordering Example</b>	<b>RIK</b>	<b>- mV</b>	<b>3</b>
	RIK	mV	1
			3
Power Supply Unit	Model		
<b>Ordering Example</b>	<b>AcuLink-RIK-PSU</b>		
	AcuLink-RIK-PSU: 24Vdc Output		



### Accuenergy Inc.

Los Angeles - Toronto - Pretoria  
 North America Toll Free: 1-877-721-8908  
 Web: [www.accuenergy.com](http://www.accuenergy.com)  
 Email: [marketing@accuenergy.com](mailto:marketing@accuenergy.com)

Revision Date: August 2023 Version: 1.0.2  
 Specs Subject To Change Without Notice.